



Assessments Online

PEOPLE & BUSINESS DEVELOPMENT SOLUTIONS



prevue<sup>TM</sup>  
succession report

## ASSESSMENTS ONLINE

**Serviced By:**

Assessments Online  
Info@assessmentsonline.co.za

**Assessment Taken:**  
6/24/2016

**Assessment Printed:**  
6/11/2018

**John Sample**

# Prevue Succession Plan

## Mr. John Sample

The following Prevue Succession Planning Report will enhance your internal resource management.

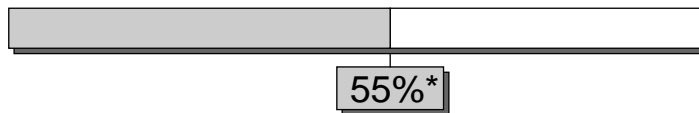
Mr. John Sample has been compared to the benchmarks selected. You may repeat this process as often as required, and select as many benchmarks as you wish. Each Prevue candidate's suitability is calculated and listed in a descending order of percentage fit.

The following benchmarks were chosen for this Succession Planning report.

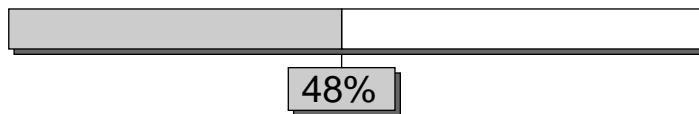
### 1. Administration Manager



### 2. Air Cabin Crew



### 3. Air Traffic Controller



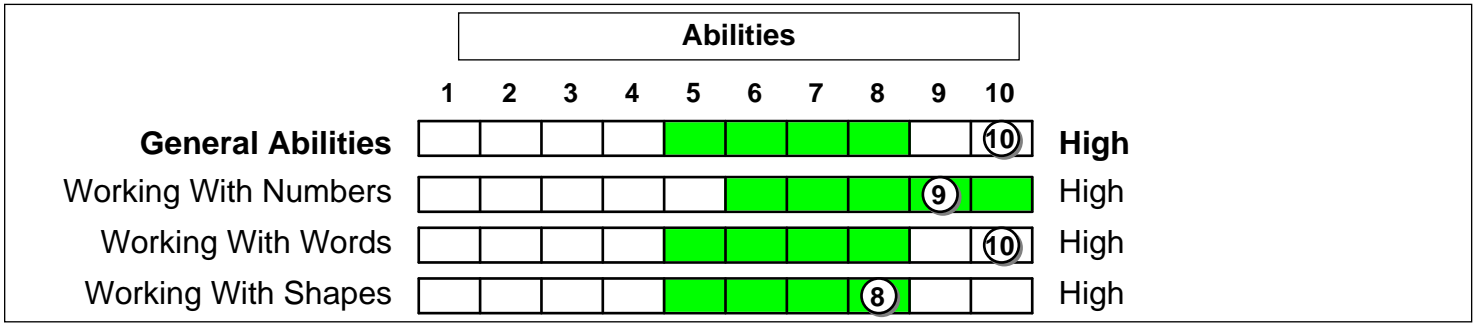


As part of this benchmark's design process, management resolved that certain interview areas of the Prevue sten graph are of significant importance to successful job performance. Any benchmark with a candidate's score in a critical interview area will be identified by an {\*} next to the benchmark suitability percentage. Therefore the other factors that contribute to a decision, including position interview and performance appraisal, should bear more importance for that particular candidate.

# Prevue Benchmark

John Sample

Administration Manager



John Sample's scores are shown in the circled numbers on each of the Prevue scales presented below. The Prevue Benchmark for the Administration Manager position is indicated by the green shaded ranges on each scale, which are preferred scores for this position. A score inside a shaded range is on the benchmark. A score outside a shaded range is off the benchmark.

### Benchmark Suitability Score

The Benchmark Suitability Score quantifies John Sample's overall fit to the benchmark for the Administration Manager position.



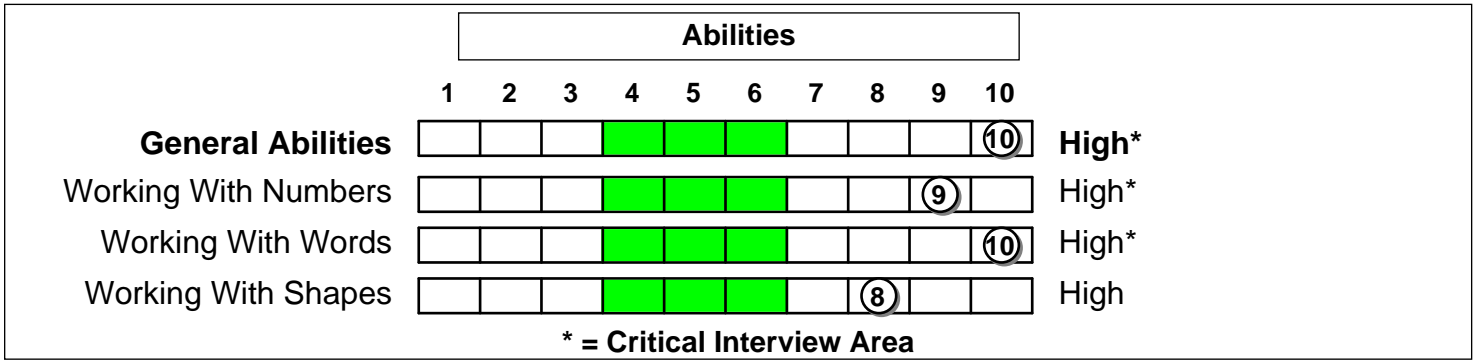
**Benchmark Suitability**

67%

# Prevue Benchmark

John Sample

Air Cabin Crew



John Sample's scores are shown in the circled numbers on each of the Prevue scales presented below. The Prevue Benchmark for the Air Cabin Crew position is indicated by the green shaded ranges on each scale, which are preferred scores for this position. A score inside a shaded range is on the benchmark. A score outside a shaded range is off the benchmark.

### Benchmark Suitability Score

The Benchmark Suitability Score quantifies John Sample's overall fit to the benchmark for the Air Cabin Crew position.



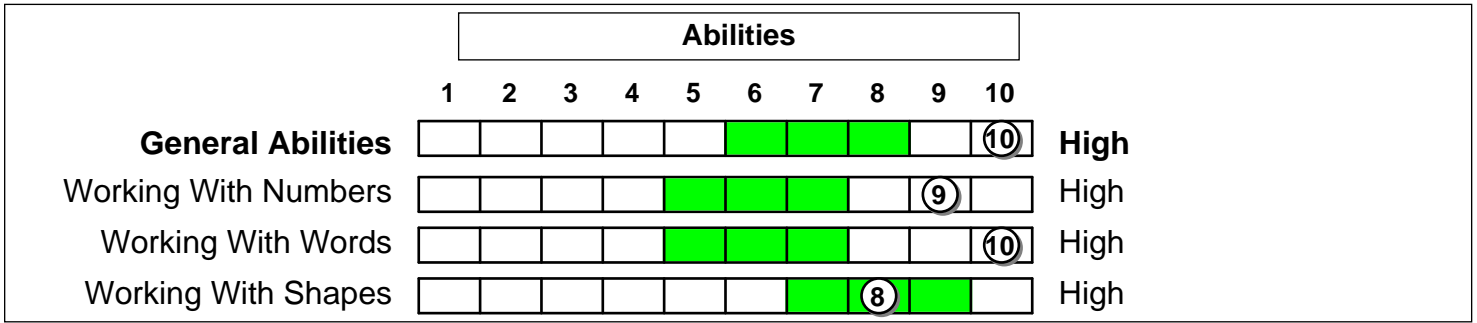
**Benchmark Suitability**

**55%\***

# Prevue Benchmark

John Sample

Air Traffic Controller



John Sample's scores are shown in the circled numbers on each of the Prevue scales presented below. The Prevue Benchmark for the Air Traffic Controller position is indicated by the green shaded ranges on each scale, which are preferred scores for this position. A score inside a shaded range is on the benchmark. A score outside a shaded range is off the benchmark.

## Benchmark Suitability Score

The Benchmark Suitability Score quantifies John Sample's overall fit to the benchmark for the Air Traffic Controller position.

**Benchmark Suitability**

**48%**